



**ANNEXURE- I  
Form No. MGT-9**

**EXTRACT OF ANNUAL RETURN  
as on the financial year ended on March 31, 2019**

[Pursuant to section 92(3) of the Companies Act, 2013 and rule 12(1) of the Companies (Management and Administration) Rules, 2014]

**I. REGISTRATION AND OTHER DETAILS:**

1.	<b>CIN</b>	U65999MH2011PTC219471
2.	<b>Registration Date</b>	July 06, 2011
3.	<b>Name of the Company</b>	TAURUS TREASURY MANAGEMENT SERVICES PRIVATE LIMITED
4.	<b>Category/Sub-Category of the Company</b>	Company limited by shares
5.	<b>Whether listed Company (Yes/No)</b>	No
6.	<b>Name, Address and Contact details of Registrar and Transfer Agent, if any</b>	Not Applicable.


**II. PRINCIPAL BUSINESS ACTIVITIES OF THE COMPANY**

All the business activities contributing 10 % or more of the total turnover of the company shall be stated:-

SN	Name and Description of main products / services	NIC Code of the Product/service	% to total turnover of the company
1.	Other financial intermediation	6599	99.6710%
2.	Services ie. Portfolio Management Services	67120	0.3289%

**III. PARTICULARS OF HOLDING, SUBSIDIARY AND ASSOCIATE COMPANIES -**

Sr. No	Name and Address of the Company	CIN/GIN	Associate/Holding/ Subsidiary of the Company	% of shares held	Applicable Section
1.	Taurus Asset Managers(Mauritius) Limited	145243	Wholly Owned Subsidiary	100%	2(87)



**Taurus Treasury Management Services Private Limited**

CIN: U65999MH2011PTC219471

**Regd. Office :** 202, Cosmos Court, S.V.Road, OPP. IOCL Petrol Pump, Vile Parle(W), Mumbai - 400 056.


☎: +91 22 6147 1166 | 📠: +91 2610 4920 / 25 | 📧: info@taurusgrp.com | 🌐: www.taurusgrp.com

**Portfolio Manager :** SEBI Reg. No : INP000004490

**IV. SHARE HOLDING PATTERN (Equity Share Capital Breakup as percentage of Total Equity)**

**i) Category-wise Share Holding**

Category of Shareholders	No. of Shares held at the beginning of the year				No. of Shares held at the end of the year				% Change during the year
	Demat	Physical	Total	% of Total Shares	Demat	Physical	Total	% of Total Shares	
<b>A. Promoters</b>									
<b>(1) Indian</b>									
a) Individual/HUF	-	1355000	1355000	89.7351%	-	1355000	1355000	89.7351%	-
b) Central Govt	-	-	-	-	-	-	-	-	-
c) State Govt (s)	-	-	-	-	-	-	-	-	-
d) Bodies Corp.	-	-	-	-	-	-	-	-	-
e) Banks / FI	-	-	-	-	-	-	-	-	-
f) Any Other....	-	-	-	-	-	-	-	-	-
<b>Sub-total (A1):-</b>	-	1355000	1355000	89.7351%	-	1355000	1355000	89.7351%	-
<b>(2) Foreign</b>									
a) NRIs - Individuals	-	-	-	-	-	-	-	-	-
b) Other - Individuals	-	-	-	-	-	-	-	-	-
c) Bodies Corp.	-	-	-	-	-	-	-	-	-
d) Banks / FI	-	-	-	-	-	-	-	-	-
e) Any Other....	-	-	-	-	-	-	-	-	-
<b>Sub-total (A2):-</b>	-	-	-	-	-	-	-	-	-
<b>Total shareholding of Promoter (A) =(A1)+(A2)</b>	-	1355000	1355000	89.7351%	-	1355000	1355000	89.7351%	-
<b>B. Public Shareholding / Non-Promoters</b>									
<b>1. Institutions</b>									
a) Mutual Funds	-	-	-	-	-	-	-	-	-
b) Banks / FI	-	-	-	-	-	-	-	-	-
c) Central Govt	-	-	-	-	-	-	-	-	-
d) State Govt(s)	-	-	-	-	-	-	-	-	-
e) Venture Capital Funds	-	-	-	-	-	-	-	-	-
f) Insurance Companies	-	-	-	-	-	-	-	-	-
g) FIs	-	-	-	-	-	-	-	-	-
h) Foreign Venture Capital Funds	-	-	-	-	-	-	-	-	-
i) Others	-	-	-	-	-	-	-	-	-
<b>Sub-total (B1):-</b>	-	-	-	-	-	-	-	-	-
<b>2. Non-Institutions</b>									
a) Bodies Corp.									
i) Indian	-	-	-	-	-	-	-	-	-
ii) Overseas	-	-	-	-	-	-	-	-	-
b) Individuals									
i) Individual shareholders holding nominal share capital upto Rs.1 lakh	-	-	-	-	-	-	-	-	-



ii) Individual shareholders holding nominal share capital in excess of Rs. 1 lakh	-	155000	155000	10.2649%	-	155000	155000	10.2649%	-
c) Others (specify)	-	-	-	-	-	-	-	-	-
<b>Sub-total (B2):-</b>	-	155000	155000	10.2649%	-	155000	155000	10.2649%	-
Total Public Shareholding (B)=(B1)+ (B2)	-	155000	155000	10.2649%	-	155000	155000	10.2649%	-
<b>C. Shares held by Custodian for GDRs &amp; ADRs</b>									
-	-	-	-	-	-	-	-	-	-
Grand Total (A+B+C)	-	1510000	1510000	100.00 %	-	1510000	1510000	100.00 %	-

**(ii) Shareholding of Promoters**


Sr No.	Shareholder's Name	Shareholding at the beginning of the year			Share holding at the end of the year			
		No. of Shares	% of total Shares of the company	Pledged / encumbered to total shares	No. of Shares	% of total Shares of the company	Pledged / encumbered to total shares	% change in share holding during the year
1.	Mr. Amar V. Gandhi	13,55,000	89.7351%	-	13,55,000	89.7351%	-	-

**(iii) Change in Promoters' Shareholding-N/A**

Sr. No.	Particulars	Shareholding at the beginning of the year		Cumulative Shareholding during the year	
		No. of shares	% of total shares of the company	No. of shares	% of total shares of the company
	At the beginning of the year	-	-	-	-
	Datewise Increase/ Decrease in Promoters Share holding during the year pecifying the reasons for increase/decrease(e.g.allotment/transfer/ bonus/ sweat equity etc):	-	-	-	-
	At the end of the year	-	-	-	-

**(iv) Shareholding Pattern of top ten Shareholders (other than Directors, Promoters and Holders of GDRs and ADRs):- N/A**

Sr. No.	Name of Shareholder	Shareholding at the beginning of theyear		Cumulative Shareholding during the year	
		No. of shares	% of total shares of the company	No. of shares	% of total shares of the company
	At the beginning of the year	-	-	-	-
	Increase /Decrease in Shareholding during the year	-	-	-	-
	At the End of the year	-	-	-	-




(v) Shareholding of Directors and Key Managerial Personnel:

Sr. No.	Particulars	Shareholding at the Beginning of the year		Cumulative Shareholding During the year	
		No. of shares	% of total shares of the company	No. of shares	% of total shares of the company
01.	<b>Mr. AMAR VITHALDAS GANDHI</b> At the beginning of the year	13,55,000	89.7351%	1355000	89.7351%
	Date wise Increase /Decrease in Shareholding during the year specifying the reasons for increase/decrease(e.g.allotment /transfer /bonus/ sweat equity etc):	-	-	-	-
	At the End of the year	13,55,000	89.7351%	13,55,000	89.7351%
02.	<b>Ms. PURVI AMAR GANDHI</b> At the beginning of the year	1,55,000	10.2649%	1,55,000	10.2649%
	Date wise Increase / Decrease in Share holding during the year specifying the reasons for increase /decrease (e.g.allotment /transfer / bonus/ sweat equity etc):	-	-	-	-
	At the End of the year	1,55,000	10.2649%	1,55,000	10.2649%

V. INDEBTEDNESS: NONE

Indebtedness of the Company including interest outstanding/accrued but not due for payment

Particulars	Secured Loans excluding deposits	Unsecured Loans	Deposits	Total Indebtedness
<b>Indebtedness at the beginning of the financial year</b>	-	-	-	-
i) Principal Amount	-	-	-	-
ii) Interest due but not paid	-	-	-	-
iii) Interest accrued but not due	-	-	-	-
<b>Total (i+ii+iii)</b>	-	-	-	-
<b>Change in Indebtedness during the financial year</b>				
Addition	-	-	-	-
Reduction	-	-	-	-
<b>Net Change</b>	-	-	-	-
<b>Indebtedness at the end of the financial year</b>				
i) Principal Amount	-	-	-	-
ii) Interest due but not paid	-	-	-	-
iii) Interest accrued but not due	-	-	-	-
<b>Total (i+ii+iii)</b>	-	-	-	-




**VI. REMUNERATION OF DIRECTORS AND KEY MANAGERIAL PERSONNEL -**

*A. Remuneration to Managing Director, Whole-time Directors and/or Manager: NA*

Sr. No.	Particulars of Remuneration	Name of MD/WTD/Manager	Total Amount
1	Gross salary (a) Salary as per provisions contained in section 17(1) of the Income-tax Act, 1961 (b) Value of perquisites u/s 17(2) Income-tax Act, 1961 (c) Profits in lieu of salary under section 17(3) Income-tax Act, 1961	-	-
2	Stock Option	-	-
3	Sweat Equity	-	-
4	Commission - as % of profit - others, specify...	-	-
5	Others, please specify a. Contribution to PF/ Other Funds b. Performance based bonus	-	-
	Total (A)	-	-
	Overall Ceiling as per Schedule V of the Act	-	-

*B. Remuneration to other directors: NA*

Sr. No.	Particulars of Remuneration	Name of Directors	Total Amount
	1. Independent Directors a. Fee for attending board / committee meetings b. Commission c. Others, please specify	-	-
	Total (1)	-	-
	2. Other Directors  *Executive Directors 1. Fee for attending board / committee meetings 2. Commission 3. Others, please specify  *Non-Executive Directors 1. Fee for attending board / committee meetings 2. Commission 3. Others, please specify	-	-
	Total (2)	-	-
	Total (B)=(1+2)	-	-
	Total Managerial Remuneration	-	-
	Overall Ceiling as per Schedule V of the Act	-	-




C. Remuneration to Key Managerial Personnel other than MD/Manager/WTD- NA


Sr. No.	Particulars of Remuneration	Key Managerial Personnel			Total Amount
		Managing Director	Company Secretary	CFO	Total
1	Gross salary (a) Salary as per provisions contained in section 17(1) of the Income-tax Act, 1961 (b) Value of perquisites u/s 17(2) Income-tax Act, 1961 (c) Profits in lieu of salary under section 17(3) Income-tax Act, 1961	-	-	-	-
2	Stock Option	-	-	-	-
3	Sweat Equity	-	-	-	-
4	Commission - as % of profit - others, specify...	-	-	-	-
5	Others, please specify	-	-	-	-
	Total	-	-	-	-


VII. PENALTIES / PUNISHMENT/ COMPOUNDING OF OFFENCES: NA

Type	Section of the Companies Act	Brief Description	Details of Penalty / Punishment/ Compounding fees imposed	Authority [RD / NCLT / COURT]	Appeal made, if any (give Details)
<b>A. COMPANY</b>					
Penalty	-	-	-	-	-
Punishment	-	-	-	-	-
Compounding	-	-	-	-	-
<b>B. DIRECTORS</b>					
Penalty	-	-	-	-	-
Punishment	-	-	-	-	-
Compounding	-	-	-	-	-
<b>C. OTHER OFFICERS IN DEFAULT</b>					
Penalty	-	-	-	-	-
Punishment	-	-	-	-	-
Compounding	-	-	-	-	-

FOR AND ON BEHALF OF THE BOARD OF DIRECTORS OF  
TAURUS TREASURY MANAGEMENT SERVICES PRIVATE LIMITED

  
Mr. Amar Gandhi (Director)  
(DIN: 00479536)

  
Ms. Purvi Gandhi (Director)  
(DIN: 00484594)



Date: September 07, 2019  
Place: Mumbai