

ANNEXURE- I
Form No. MGT-9

EXTRACT OF ANNUAL RETURN
as on the financial year ended on March 31, 2019

[Pursuant to section 92(3) of the Companies Act, 2013 and rule 12(1) of the Companies (Management and Administration) Rules, 2014]

I. REGISTRATION AND OTHER DETAILS:

1.	CIN	U67120MH2005PLC156008
2.	Registration Date	September 13, 2005
3.	Name of the Company	TAURUS CORPORATE ADVISORY SERVICES LIMITED
4.	Category/Sub-Category of the Company	Company limited by shares
5.	Whether listed Company (Yes/No)	No
6.	Name, Address and Contact details of Registrar and Transfer Agent, if any	Bigshare Services Private Limited E-2 / 3 , Ansa Industrial Estate, Saki Vihar Road, Saki Naka, Andheri (East), Mumbai 400 072.

II. PRINCIPAL BUSINESS ACTIVITIES OF THE COMPANY

All the business activities contributing 10 % or more of the total turnover of the company shall be stated:-

SN	Name and Description of main products / services	NIC Code of the Product/service	% to total turnover of the company
1.	Stock brokers	67120	84.8536%
2.	Other financial intermediation	6599	15.1464%

III. PARTICULARS OF HOLDING, SUBSIDIARY AND ASSOCIATE COMPANIES - NA

Sr. No	Name and Address of the Company	CIN/GIN	Associate/Holding/ Subsidiary of the Company	% of shares held	Applicable Section
-	-	-	-	-	-



Taurus Corporate Advisory Services Limited

CIN: U67120MH2005PLC156008

Regd. Office : 203, Cosmos Court, S.V.Road, OPP. IOCL Petrol Pump, Vile Parle (W), Mumbai - 400 056.


☎ : +91 22 6147 1166 | 📠 : +91 2610 4920 / 25 | 📧 : info@taurusgrp.com | 🌐 : www.taurusgrp.com

Member : NSE - WDM : SEBI Reg. No : INB 231329831 BSE WDM : INB011480036 | **Category I Merchant Banker :** SEBI Reg. No : MB/INM000011740.

IV. SHARE HOLDING PATTERN (Equity Share Capital Breakup as percentage of Total Equity)

i) Category-wise Share Holding

Category of Shareholders	No. of Shares held at the beginning of the year				No. of Shares held at the end of the year				% Change during the year
	Demat	Physical	Total	% of Total Shares	Demat	Physical	Total	% of Total Shares	
A. Promoters									
(1) Indian									
a) Individual/HUF	1767340	946160	2713500	51.6857%	1767340	946160	2713500	51.6857%	-
b) Central Govt	-	-	-	-	-	-	-	-	-
c) State Govt (s)	-	-	-	-	-	-	-	-	-
d) Bodies Corp.	-	-	-	-	-	-	-	-	-
e) Banks / FI	-	-	-	-	-	-	-	-	-
f) Any Other....	-	-	-	-	-	-	-	-	-
Sub-total (A1):-	1767340	946160	2713500	51.6857%	1767340	946160	2713500	51.6857%	-
(2) Foreign									
a) NRIs - Individuals	-	-	-	-	-	-	-	-	-
b) Other - Individuals	-	-	-	-	-	-	-	-	-
c) Bodies Corp.	-	-	-	-	-	-	-	-	-
d) Banks / FI	-	-	-	-	-	-	-	-	-
e) Any Other....	-	-	-	-	-	-	-	-	-
Sub-total (A2):-	-	-	-	-	-	-	-	-	-
Total shareholding of Promoter (A) =(A1)+(A2)	1767340	946160	2713500	51.6857%	1767340	946160	2713500	51.6857%	-
B. Public Shareholding / Other than Non-Promoters									
1. Institutions									
a) Mutual Funds	-	-	-	-	-	-	-	-	-
b) Banks / FI	-	-	-	-	-	-	-	-	-
c) Central Govt	-	-	-	-	-	-	-	-	-
d) State Govt(s)	-	-	-	-	-	-	-	-	-
e) Venture Capital Funds	-	-	-	-	-	-	-	-	-
f) Insurance Companies	-	-	-	-	-	-	-	-	-
g) FIIs	-	-	-	-	-	-	-	-	-
h) Foreign Venture Capital Funds	-	-	-	-	-	-	-	-	-
i) Others	-	-	-	-	-	-	-	-	-
Sub-total (B1):-	-	-	-	-	-	-	-	-	-
2. Non-Institutions									
a) Bodies Corp.									
i) Indian	2436000	-	2436000	46.4000%	2436000	-	2436000	46.4000%	-
ii) Overseas	-	-	-	-	-	-	-	-	-
b) Individuals									



Category of Shareholders	No. of Shares held at the beginning of the year				No. of Shares held at the end of the year				% Change during the year
	Demat	Physical	Total	% of Total Shares	Demat	Physical	Total	% of Total Shares	
i) Individual shareholders holding nominal share capital upto Rs.1 lakh	200	100300	100500	1.9143%	200	100300	100500	1.9143%	-
ii) Individual shareholders holding nominal share capital in excess of Rs. 1 lakh	-	-	-	-	-	-	-	-	-
c) Others (specify)	-	-	-	-	-	-	-	-	-
Sub-total (B2):-	2436200	100300	2536500	48.3143%	2436200	100300	2536500	48.3143%	-
Total Public Shareholding (B)=(B1)+ (B2)	2436200	100300	2536500	48.3143%	2436200	100300	2536500	48.3143%	-
C. Shares held by Custodian for GDRs & ADRs									
-	-	-	-	-	-	-	-	-	-
Grand Total (A+B+C)	4203540	1046460	5250000	100.00 %	4203540	1046460	5250000	100.00 %	-

(ii) Shareholding of Promoters

Sr No.	Shareholder's Name	Shareholding at the beginning of the year			Share holding at the end of the year			% change in share holding during the year
		No. of Shares	% of total Shares of the company	Pledged / encumbered to total shares	No. of Shares	% of total Shares of the company	Pledged / encumbered to total shares	
1.	Mr. Amar V. Gandhi	27,13,500	51.6857%	-	27,13,500	51.6857%	-	-

(iii) Change in Promoters' Shareholding-N/A

Sr. No.	Particulars	Shareholding at the beginning of the year		Cumulative Shareholding during the year	
		No. of shares	% of total shares of the company	No. of shares	% of total shares of the company
	At the beginning of the year	-	-	-	-
	Datewise Increase/ Decrease in Promoters Share holding during the year pecifying the reasons for increase/decrease(e.g.allotment/transfer/ bonus/ sweat equity etc):	-	-	-	-
	At the end of the year	-	-	-	-



(iv) Shareholding Pattern of top ten Shareholders (other than Directors, Promoters and Holders of GDRs and ADRs):-

Sr. No.	Name of Shareholder	Shareholding at the beginning of the year		Cumulative Shareholding during the year	
		No. of shares	% of total shares of the company	No. of shares	% of total shares of the company
01.	TAURRUS FINSEC PRIVATE LIMITED				
	At the beginning of the year	1800000	34.2857%	1800000	34.2857%
	Increase /Decrease in Shareholding during the year	-	-	-	-
	At the End of the year	1800000	34.2857%	1800000	34.2857%
02.	AVG SECURITIES PRIVATE LIMITED				
	At the beginning of the year	636000	12.1143%	636000	12.1143%
	Increase /Decrease in Shareholding during the year	-	-	-	-
	At the End of the year	636000	12.1143%	636000	12.1143%
03.	Mr. AJAY SURENDRABHAI PATEL				
	At the beginning of the year	100000	1.9048%	100000	1.9048%
	Increase /Decrease in Shareholding during the year	-	-	-	-
	At the End of the year	100000	1.9048%	100000	1.9048%
04.	Mr. VITHALDAS GANDHI				
	At the beginning of the year	100	0.0019%	100	0.0019%
	Increase /Decrease in Shareholding during the year	-	-	-	-
	At the End of the year	100	0.0019%	100	0.0019%
05.	Mrs. KANAK GANDHI				
	At the beginning of the year	100	0.0019%	100	0.0019%
	Increase /Decrease in Shareholding during the year	-	-	-	-
	At the End of the year	100	0.0019%	100	0.0019%
06.	Mrs. VAISHALI PATEL				
	At the beginning of the year	100	0.0019%	100	0.0019%
	Increase /Decrease in Shareholding during the year	-	-	-	-
	At the End of the year	100	0.0019%	100	0.0019%




(v) Shareholding of Directors and Key Managerial Personnel:

Sr. No.	Particulars	Shareholding at the Beginning of the year		Cumulative Shareholding During the year	
		No. of shares	% of total shares of the company	No. of shares	% of total shares of the company
01.	Mr. AMAR VITHALDAS GANDHI At the beginning of the year	27,13,500	51.6857%	27,13,500	51.6857%
	Date wise Increase /Decrease in Shareholding during the year specifying the reasons for increase/decrease (e.g.allotment /transfer /bonus/ sweat equity etc):	-	-	-	-
	At the End of the year	27,13,500	51.6857%	27,13,500	51.6857%
02.	Mr. KALICHARAN NOPCHAND PAREEK At the beginning of the year	100	0.0019%	100	0.0019%
	Date wise Increase / Decrease in Share holding during the year specifying the reasons for increase /decrease e.g.allotment /transfer / bonus/ sweat equity etc):	-	-	-	-
	At the End of the year	100	0.0019%	100	0.0019%
03.	Mrs. PURVI GANDHI At the beginning of the year	100	0.0019%	100	0.0019%
	Date wise Increase / Decrease in Share holding during the year specifying the reasons for increase /decrease (e.g.allotment /transfer / bonus/ sweat equity etc):	-	-	-	-
	At the End of the year	100	0.0019%	100	0.0019%

V. INDEBTEDNESS:

Indebtedness of the Company including interest outstanding/accrued but not due for payment

Particulars	Secured Loans excluding deposits	Unsecured Loans	Deposits	Total Indebtedness
Indebtedness at the beginning of the financial year				
i)Principal Amount	10,54,384	-	-	10,54,384
ii)Interest due but not paid	-	-	-	-
iii)Interest accruedbutnot due	-	-	-	-
Total (i+ii+iii)	10,54,384	-	-	10,54,384
Change in Indebtedness during the financial year				
Addition	20,03,084	-	-	20,03,084
Reduction	2,22,280	-	-	2,22,280
Net Change	17,80,804	-	-	17,80,804
Indebtedness at the end of the financial year				
i) Principal Amount	28,35,188	-	-	28,35,188
ii) Interest due but not paid	-	-	-	-
iii) Interest accrued but not due	-	-	-	-
Total (i+ii+iii)	28,35,188	-	-	28,35,188




VI. REMUNERATION OF DIRECTORS AND KEY MANAGERIAL PERSONNEL -

A. Remuneration to Managing Director, Whole-time Directors and/or Manager:

Sr. No.	Particulars of Remuneration	Name of MD/WTD/Manager (Mrs. Purvi Gandhi)	Total Amount
1	Gross salary (a) Salary as per provisions contained in section 17(1) of the Income-tax Act, 1961 (b) Value of perquisites u/s 17(2) Income-tax Act, 1961 (c) Profits in lieu of salary under section 17(3) Income-tax Act, 1961	35,22,692	35,22,692
2	Stock Option	-	-
3	Sweat Equity	-	-
4	Commission - as % of profit - others, specify...	-	-
5	Others, please specify a. Contribution to PF/ Other Funds b. Performance based bonus	-	-
	Total (A)	35,22,692	35,22,692
	Overall Ceiling as per Schedule V of the Act		84,00,000

B. Remuneration to other directors:

Sr. No.	Particulars of Remuneration	Name of Directors (Ms. Deepali Vartak)	Total Amount
	1. Independent Directors a. Fee for attending board / committee meetings b. Commission c. Others, please specify	-	-
	Total (1)	-	-
	2. Other Directors *Executive Directors 1. Fee for attending board / committee meetings 2. Commission 3. Others, *Non-Executive Directors 1. Fee for attending board / committee meetings 2. Commission 3. Others, please specify a. Salary including Bonus and incentives	10,07,632	10,07,632
	Total (2)	10,07,632	10,07,632
	Total (B)=(1+2)	10,07,632	10,07,632
	Total Managerial Remuneration	10,07,632	10,07,632
	Overall Ceiling as per Schedule V of the Act	-	84,00,000



C. Remuneration to Key Managerial Personnel other than MD/Manager/WTD-

Sr. No.	Particulars of Remuneration	Key Managerial Personnel (Ms. Rajalaxmi Moopnar)			Total Amount
		Managing Director	Company Secretary	CFO	Total
1	Gross salary (a) Salary as per provisions contained in section 17(1) of the Income-tax Act, 1961 (b) Value of perquisites u/s 17(2) Income-tax Act, 1961 (c) Profits in lieu of salary under section 17(3) Income-tax Act, 1961	-	1,71,645	-	1,71,645
2	Stock Option	-	-	-	-
3	Sweat Equity	-	-	-	-
4	Commission - as % of profit - others, specify...	-	-	-	-
5	Others, please specify	-	-	-	-
	Total	-	1,71,645	-	1,71,645

VII. PENALTIES / PUNISHMENT/ COMPOUNDING OF OFFENCES: NA

Type	Section of the Companies Act	Brief Description	Details of Penalty / Punishment/ Compounding fees imposed	Authority [RD / NCLT / COURT]	Appeal made, if any (give Details)
A. COMPANY					
Penalty	-	-	-	-	-
Punishment	-	-	-	-	-
Compounding	-	-	-	-	-
B. DIRECTORS					
Penalty	-	-	-	-	-
Punishment	-	-	-	-	-
Compounding	-	-	-	-	-
C. OTHER OFFICERS IN DEFAULT					
Penalty	-	-	-	-	-
Punishment	-	-	-	-	-
Compounding	-	-	-	-	-

FOR AND ON BEHALF OF THE BOARD OF DIRECTORS OF
TAURUS CORPORATE ADVISORY SERVICES LIMITED

Mr. Amar Gandhi (Director)
(DIN: 00479536)

Ms. Deepali Vartak (Director)
(DIN: 05217917)



Date: August 06, 2019
Place: Mumbai